

Thursday 11th November

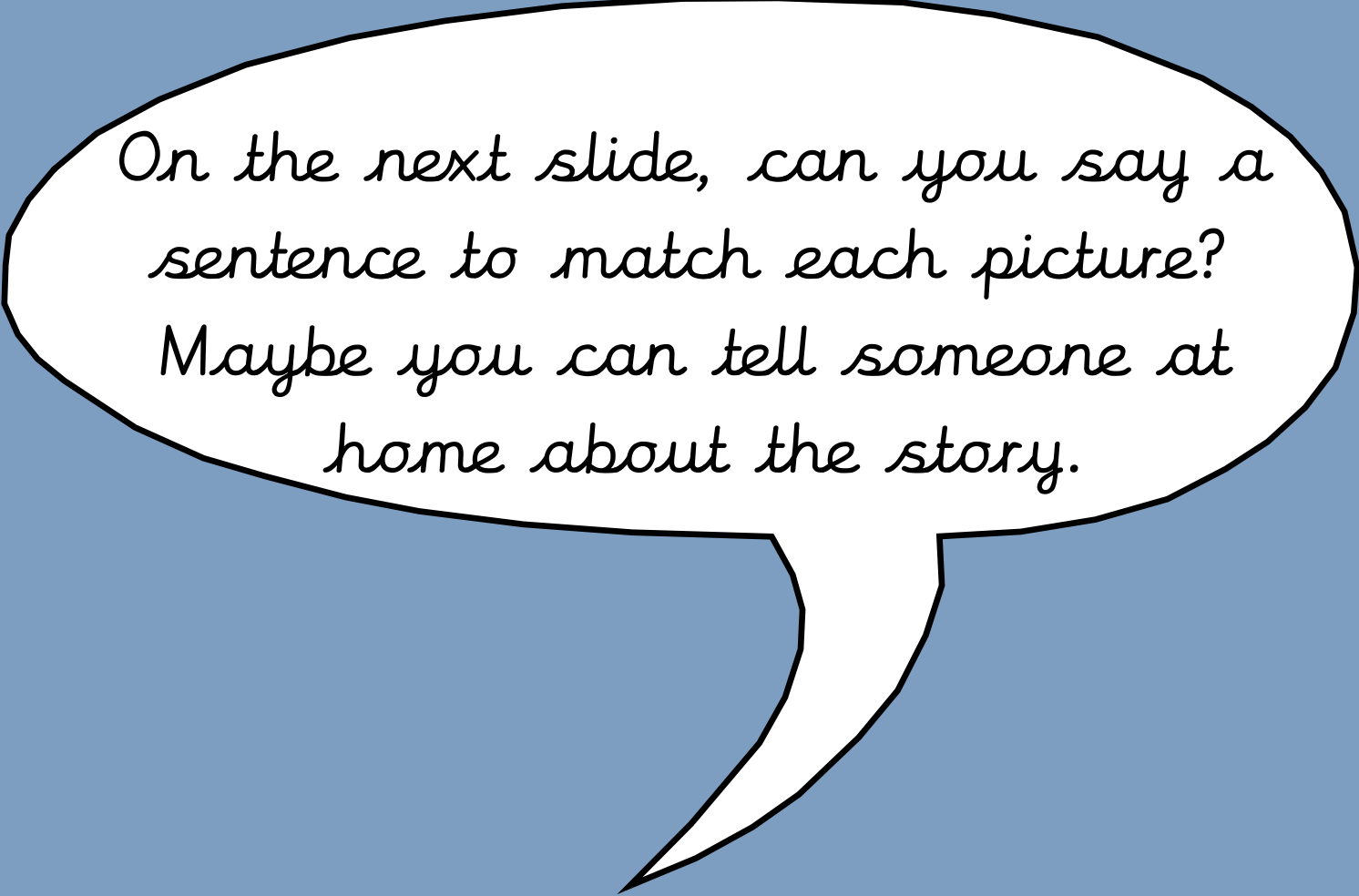
L.O. To summarise a story.

L.O. To summarise a story.

To summarise a story means to give a simple or shortened version of it.





You only need the main events and can leave out all the details.

L.O. To summarise a story.



On the next slide, can you say a sentence to match each picture?
Maybe you can tell someone at home about the story.

L.O. To summarise a story.



L.O. To summarise a story.

Can you now act out each chapter of the story? Maybe using lego, dolls or teddies, whatever you have at home. Create a scene for each chapter and take a photo.



Friday 12th November

L.O. To summarise a story.


L.O. To summarise a story.

To summarise a story means to give a simple or shortened version of it.

You only need the main events and can leave out all the details.

L.O. To summarise a story.

Today we're going to summarise each chapter in a few sentences. Use the sentence starters to help you write about the first 3 chapters then try the last 3 on your own.



In chapter 1 we find out that Scrooge is _____. He doesn't _____ and he doesn't _____.

L.O. To summarise a story.

Example



In chapter 1 we find out that Scrooge is mean. He doesn't share his money and he doesn't like Christmas. He works in an office with a man called Bob.

L.O. To summarise a story.

Today we're going to summarise each chapter in a few sentences.



In chapter 2 Scrooge is _____.
He tells him _____. Scrooge
feels _____.

L.O. To summarise a story.

Today we're going to summarise each chapter in a few sentences.



In chapter 3 Scrooge is _____.

It shows him _____. Scrooge

feels _____.

L.O. To summarise a story.

