

18.10.2021

L.O. to interpret charts.

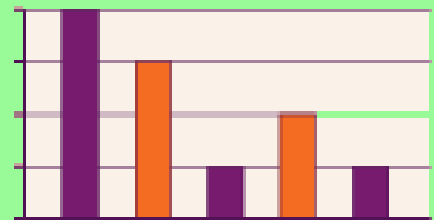
## Discrete data

Data that is counted in whole numbers is discrete. In discrete data, values between whole numbers cannot be counted. This type of data is often represented using tally charts, bar charts or pie charts.

Examples of discrete data include: the number of people in a class, favourite \_\_\_\_, points scored etc.



A	
B	
C	
D	



The children in Year 5 carried out an investigation to find out how many different colour cars pass by their school in five minutes. This is discrete data because it is not possible to count 0.5 or 0.25 of a child.

Colour	Tally	Frequency
Red		10
Blue		12
Black		8
Silver		9
Other		6

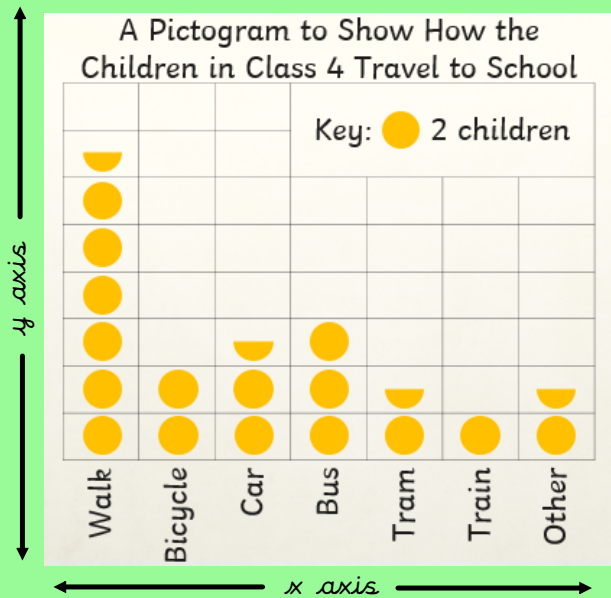
What does the data represent?

What is the most/least popular \_\_\_\_\_ ?

What is the difference between \_\_\_\_\_ ?

What is the frequency?

In this pictogram, each circle represents two children. Half of the circle represents one child. This is shown in the key. This is discrete data because it is not possible to count 0.5 or 0.25 of a child.



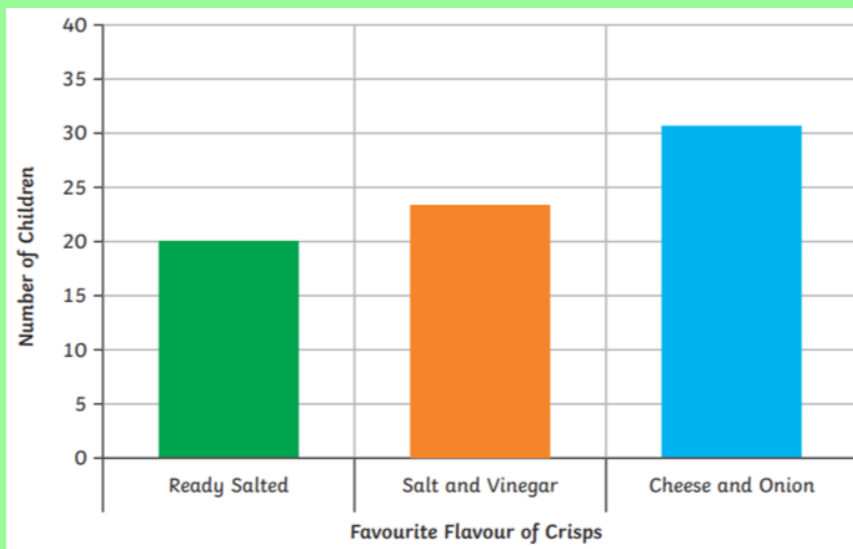
What does the data represent?

What is the most/least popular \_\_\_\_\_ ?

What is the difference between \_\_\_\_\_ ?

What is the frequency?

In this investigation, it is the number of children being counted.  
This is discrete data because it is not possible to count 0.5 or 0.25 of a child.



What does the data represent?

What is the most/least popular \_\_\_\_\_ ?

What is the difference between \_\_\_\_\_ ?

What is the frequency?

We are going to represent data using charts to find out 5H's favourite American tourist attraction!

How might we collect our data?

What could we use?

*A tally chart to show 5H's Favourite American Tourist Attractions*

<i>Tourist Attraction</i>	<i>Tally</i>	<i>Frequency</i>
<i>Statue of Liberty</i>		
<i>Empire State Building</i>		
<i>Golden Gate Bridge</i>		
<i>Central Park</i>		
<i>Disneyland Florida</i>		


We are now going to present our data in a pictogram using circles where 4 people equals one circle.



A pictogram to show 5H's Favourite American Tourist Attraction

Tourist Attraction	Frequency
Statue of Liberty	
Empire State Building	
Golden Gate Bridge	
Central Park	
Disneyland Florida	



Key:  = 4 people