

Day 5: Friday 26th February

LO: To use technical language




Success Criteria

I can edit my work

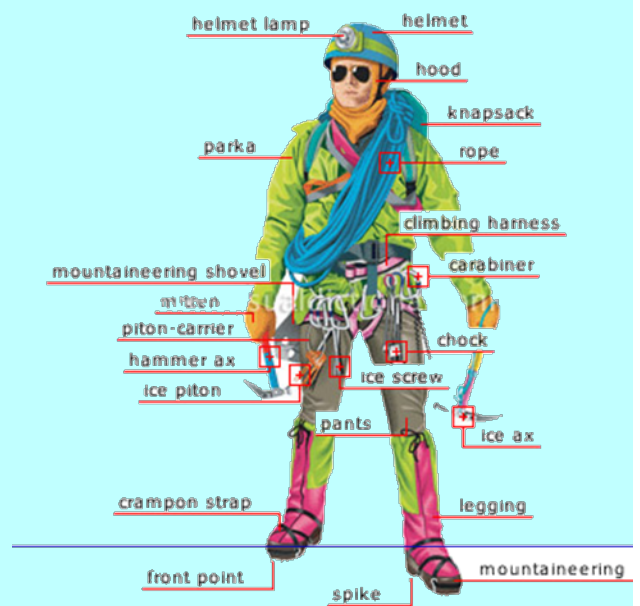
I understand how specialist equipment works

I can accurately use technical language



Yesterday, you wrote your final paragraph about the important equipment that a mountaineer would need. The first task for today is to edit yesterday's writing.

Make sure you reread your work carefully and look at the check list, to help you edit and improve your work.

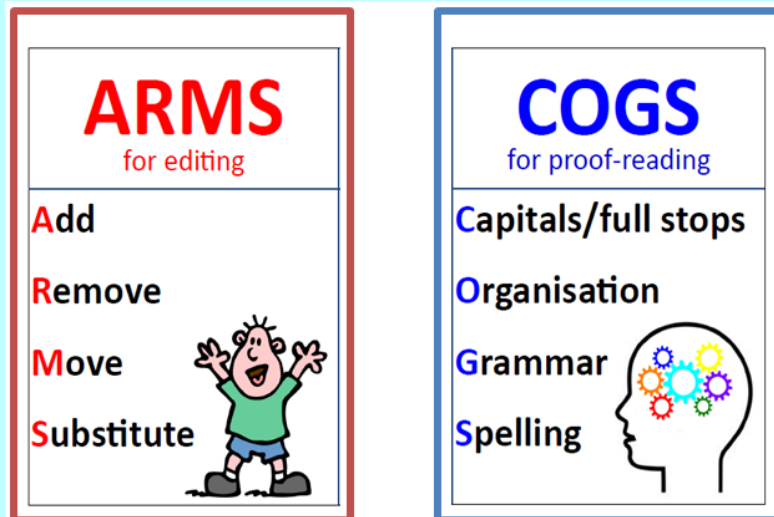


Things we are looking for:

- Technical vocabulary used accurately and appropriately
- Accurate spellings
- Paragraphs focused around on one idea. eg. equipment needed for head
- a range of more advanced punctuation
() - ; , :
- Explanation of why kit is useful to a mountaineer
- Use range of different sentence starts

Now find a different coloured pen/pencil (green would be best) and use your Arms and Cogs to carefully edit your work to make improvements.

TARGET: try and include one of each of the different ways of editing: add, remove, move, substitute





TASK: Today's task is to complete your final version of your 'Mountaineer equipment information'.

The design of your finished piece is up to you. It can either be done on [paper](#), [word](#) or [powerpoint](#). However, it must include:

- Mini mountaineer - labelled drawing to include the items that you have written about
- 5 edited paragraphs
- Sub-headings

There are two templates on the year 6 home learning page: one with text boxes already on and one without.

Alternatively, you can use this as a guide and complete the task using powerpoint or hand written on paper.



Success Criteria

- Technical vocabulary used accurately and appropriately
- Accurate spellings
- Paragraphs focused around on one idea. eg. equipment needed for head
- Clearly presented
- Include an accurate labelled diagram

By the end of today's task you will have drawn a labelled diagram of your mini-mountaineer and have written five paragraphs explaining the specialist climbing equipment needed and reasons why.

Paragraph headings:

- Head
- Body
- Legs and feet
- Hands
- Equipment carried

The final version should be uploaded to [assignments](#) - thank you.

Attachments

7 summits info.doc

7 summits answer booklet.doc

What are mountains.ppt

specific mountains.ppt

Mountains_Chatterbox[1].pdf

everest factfile.doc

everest facts for factfile.docx

kit list for climbing Everest.pdf

gear needed for Everest.docx

everest diary notes.doc

ruckasck.docx

mountain mystery.docx