

ch


ch ch choo



sh

*push the sheep*

*th*



*thirty three*

ng



*thing on a string*

nk



*I think I stink.*

*ai*



*Snail in the rain.*

ee



What can you see?

*igh*



*fly high*



oa



goat in a boat

ow



*blow the snow*

oo



poo at the zoo

oo



look at a book

ar



Start the  
car.

or



*Shut the door.*

*nr*



*nurse with a purse*

ow



brown cow



oi



*Spoil the boy.*

ear



hear with your ear

*air*



*That's not fair!*

ure



sure it's pure

er



*a better letter*

qu



quick queen

ay



May I play?

ou



*Shout it out!*



*ie*




*bow tie*

ea



cup of tea

oy



toy for a boy

*ir*



*whirl and twirl*

*me*



*blue glue*

aw



yawn at dawn

wh



which whale

ph



phoebe does phonics



ew



chew the stew

oe




ten toes

au



author in August



*twist the key*

a\_e



make a cake

e\_e



*our team is complete*

*i\_e*



*nice smile*

o\_e



phone home



me



huge brute

*tion*


*Pay attention,  
it's a  
celebration.*



*Alien words...*

*nep*

*ploums*



*blowst*

*shale*

*treek*

*minker*

*thunk*

*choils*

## Year 2 Common Exception Words

after  
again  
any  
bath  
beautiful  
because  
behind  
both  
break  
busy  
child  
children  
Christmas

class  
climb  
clothes  
could  
cold  
door  
even  
every  
everybody  
eye  
fast  
father  
find

floor  
gold  
grass  
great  
half  
hold  
hour  
improve  
kind  
last  
many  
mind  
money

most  
move  
Mr  
Mrs  
old  
only  
parents  
pass  
past  
path  
people  
plant  
poor

pretty  
prove  
should  
steak  
sugar  
sure  
told  
water  
whole  
who  
wild  
would

## Tricky words...

Rainbow writing:

Write the following words  
using different colours on  
top of each other.



climb

fast

many

Fill in the missing letters...

clim\_

f\_ st

ma\_y

Now write each word into a sentence.

This week we are looking at changing verbs into the past tense.

What is a verb?

A verb is an action or doing word.

jump

beautiful

door

lock

change

ask

bell

follow

key

cry

open

huge

whisper



A verb is an action or doing word.

jump ✓

beautiful ✗

door ✗

swim ✓

change ✓

ask ✓

bell ✗

follow ✓

key ✗

cry ✓

open ✓

huge ✗

whisper ✓

What do we mean by tense?

Tenses tell us when something happened. There are 3 main tenses:

Past

Present (happening now)

Future

## What do we mean by tense?

Present tense - something that is happening now.

Today, I walk to the window.

Past tense - something that has already happened.

Yesterday, I walked to the window.

Use the verbs to complete the sentences by saying them out loud:

Today, we...

Yesterday, we...

jump

wait

laugh

ask

play

To change these verbs into the past tense we have added -ed.

jump → jumped

want → wanted

play → played

We add the  
suffix -ed

Do these all  
sound like  
they have the  
same suffix?

These are regular past tense verbs.

### Adding 'ed' to Verbs in the Past Tense

When we are writing about the past tense, we add 'ed' to most verbs.

1. Add 'ed' to each of the words below to change them into the past tense.

- |           |             |             |
|-----------|-------------|-------------|
| play_____ | walk_____   | jump_____   |
| talk_____ | pour_____   | listen_____ |
| look_____ | sprint_____ | show_____   |

2. Now write a sentence using each word.  
E.g. I talked to Polly the parrot.

play: \_\_\_\_\_  
\_\_\_\_\_

talk: \_\_\_\_\_  
\_\_\_\_\_

look: \_\_\_\_\_  
\_\_\_\_\_

walk: \_\_\_\_\_  
\_\_\_\_\_

### Adding 'ed' to Verbs in the Past Tense

When we are writing about the past tense, we add 'ed' to most verbs.

1. Change these sentences in to the past tense by adding 'ed' to the verb.  
Remember, the verb is the 'doing word'.

- a. The children play with the football.  
\_\_\_\_\_  
\_\_\_\_\_
- b. I walk to school everyday.  
\_\_\_\_\_  
\_\_\_\_\_
- c. I jump on the trampoline.  
\_\_\_\_\_  
\_\_\_\_\_
- d. I help my mum with the washing up.  
\_\_\_\_\_  
\_\_\_\_\_
- e. I show my teacher my homework.  
\_\_\_\_\_  
\_\_\_\_\_

