


ch


ch ch choo



sh

push the sheep

th



thirty three

ng



thing on a string

nk



I think I stink.

ai



Snail in the rain.

ee



What can you see?

igh



fly high

oa



goat in a boat

ow



blow the snow

oo



poo at the zoo

oo



look at a book

ar



Start the
car.

or



Shut the door.

nr



nurse with a purse

ow



brown cow

oi



Spoil the boy.

ear



hear with your ear

air



That's not fair!

ure



sure it's pure

er



a better letter

qu



quick queen

ay



May I play?

ou



Shout it out!

ie




bow tie

ea



cup of tea

oy



toy for a boy

ir



whirl and twirl

me



blue glue

aw



yawn at dawn

wh



which whale

ph



phoebe does phonics

ew



chew the stew

oe




ten toes

au



author in August



twist the key

a_e



make a cake

ee



our team is complete

i_e



nice smile

o_e



phone home

me



huge brute

tion

*Pay attention,
it's a
celebration.*



Alien words...

lop

mooter

pleest


fowm

nurps

shupe

drail

strede



Year 2 Common Exception Words

after
again
any
bath
beautiful
because
behind
both
break
busy
child
children
Christmas

class
climb
clothes
could
cold
door
even
every
everybody
eye
fast
father
find

floor
gold
grass
great
half
hold
hour
improve
kind
last
many
mind
money

most
move
Mr
Mrs
old
only
parents
pass
past
path
people
plant
poor

pretty
prove
should
steak
sugar
sure
told
water
whole
who
wild
would

Tricky words...

Rainbow writing:

Write the following words
using different colours on
top of each other.



wild

child

children

This week we are continuing to look at plurals.




Shortened Words

Sometimes, we join two words together to make them shorter.

We call these contractions.

In today's lesson, we will learn some rules for using contractions correctly.



I am

If 'I' is one of the words in the contraction, the 'I' must be a capital letter.

When shortening 'am' with 'I', remove the 'a' and replace it with an apostrophe.

I am

=

I'm

Are

If 'are' is one of the words in the contraction, remove the 'a' and replace it with an apostrophe.

we are

=

we're

you are

=

you're

they are

=

they're

Is

If 'is' is one of the words in the contraction, remove the i and replace it with an apostrophe.

he is

she is

it is

that is

=

=

=

=

he's

she's

it's

that's

Will

If 'will' is one of the words in the contraction, remove the 'w' and the 'i' and replace them both with an apostrophe.

I will

=

I'll

you will

=

you'll

he will

=

he'll

she will

=

she'll

it will

=

it'll

we will

=

we'll

they will

=

they'll

Has

If 'has' is one of the words in the contraction, remove the 'h' and the 'a' and replace them both with an apostrophe.

she has

he has

it has

that has

=

=

=

=

she's

he's

it's

that's

Had

If 'had' is one of the words in the contraction, remove the 'h' and the 'a' and replace them both with an apostrophe.

I had

=

I'd

you had

=

you'd

she had

=

she'd

he had

=

he'd

they had

=

they'd

we had

=

we'd

Have

If 'have' is one of the words in the contraction, remove the 'h' and the 'a' and replace them both with an apostrophe.

I have

you have

we have

they have

=

=

=

=

I've

you've

we've

they've

Not

If 'not' is one of the words in the contraction, remove the 'o' and replace it with an apostrophe.

could not

=

couldn't

do not

=

don't

does not

=

doesn't

had not

=

hadn't

have not

=

haven't

is not

=

isn't

should not

=

shouldn't

would not

=

wouldn't

But watch out!

can **no**t = can't (remove one n) **will** not = won't















Try some of the worksheets in the pack.

Apostrophe Ants

Match the correct contracted form with the expanded form.

Oh no! The apostrophe ants have left the ant hill to find food but they have forgotten which items they have to collect. Help the apostrophe ants find their way to the correct food item by matching the words on the ants to the expanded form on the food.

Draw a line to match the ant to the food item. One has been done for you.

	he'd		I will
	can't		should
	I'll		he won't
	shouldn't		cannot
	haven't		they have
	they've		she won't
	she'd		have not

Andrew Apostrophe

Write the contracted and expanded form.



Andrew Apostrophe has been set some homework by his teacher. However, he is finding the work a little tricky. Please help him complete the following questions by writing the correct answer in the space provided.

Write the contraction:

I will	_____	would have	_____
they have	_____	does not	_____
he is	_____	it is	_____
you are	_____	we are	_____
do not	_____		

Write the expanded form:

don't	_____	he's	_____
what's	_____	where's	_____
we're	_____	you'll	_____
can't	_____	I'd	_____

Contraction Detective

Write the contracted form of the words.



Detective Dog is looking for words that can be contracted in the following sentences. Help him to find them by writing each sentence out again with the contracted word form.

For example:

Expanded form: In the morning, **they will** be going on holiday.

Contracted form: In the morning, **they'll** be going on holiday.

_____ ; we are going to the park.

_____ was amazed! She had never been to such a fantastic place.

_____ re always wanted a pet dog.

_____ re is the party tomorrow afternoon?

_____ is very friendly and he is funny too.

_____ very late so we will finish the game tomorrow.

_____ ie cave, there is a mighty dragon.