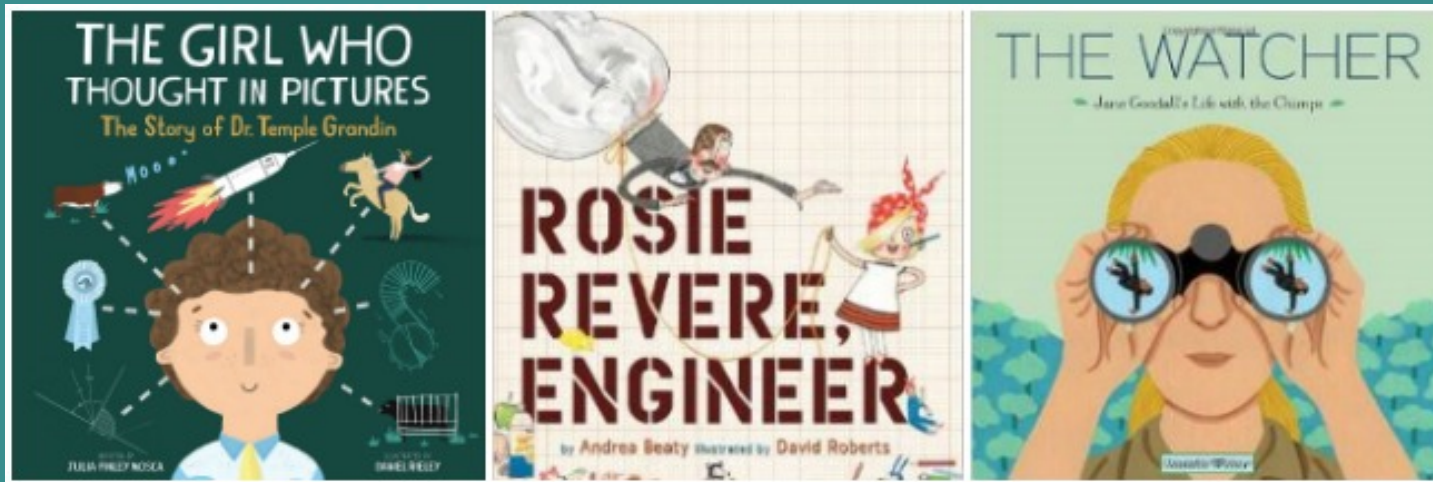


L.O. To write a biography.

Task one



L.O. To write a biography.

Have you chosen your famous person yet? It could be a sports person, an author, a singer or performer, an inventor...there's loads of options.

Once you've chosen, move on to the next page!



L.O. To write a biography.

Add as much detail as you can to your notes. This will make writing your biography much easier.

If you can find out something unusual or funny about them that would be great!

*Adult life:*

*Where did/do they live as an adult?*

---

*Did/do they live with someone or get married or have any children?*

---

*Do they have a job? What is it?*

---

*Did anyone help them to become famous?*

---

*Have they won any awards?*

---

*What other things do they like doing? Do they have any hobbies?*

---

*Are they involved with any charities?*


---

*Are they still alive now? If not when did they die?*

---

L.O. To write a biography.

Task two



L.O. To write a biography.

Now you've done your research it's time to plan and write your biography.

The first thing we need to write is a short introductory paragraph. This will only be a couple of sentences but it introduces the person you are going to write about.

Have a look at some examples on the next page.

## L.O. To write a biography.

### David Attenborough

Sir David Attenborough is a famous British wildlife film-maker. His TV shows have helped people learn lots about animals and their environments for over 60 years!

### Who Is Ed Sheeran?

Ed Sheeran is one of the world's most successful pop musicians. He is a British guitarist, songwriter, singer and record producer.

### David Walliams

David Walliams is a comedian, actor and author. He has also been a judge on TV talent shows and written scripts for TV.

L.O. To write a biography.

This is going to be the start of your final piece.

Write the name of your famous person at the top of your page. You can use bubble writing or colours.



## L.O. To write a biography.

Underneath you're going to write your introductory paragraph.

You might want to start with a question to grab your reader's attention:

Have you ever wondered when Ed Sheeran first started writing his chart topping songs? Then read on to find out about the one of Britain's most successful singer-songwriters and record producers.

Can you imagine growing up knowing you'll one day be King? Read on to find out all about Prince William's life growing up in the Royal family.

L.O. To write a biography.

Miss a line underneath your heading and write your introductory paragraph.

Have you ever wondered...?

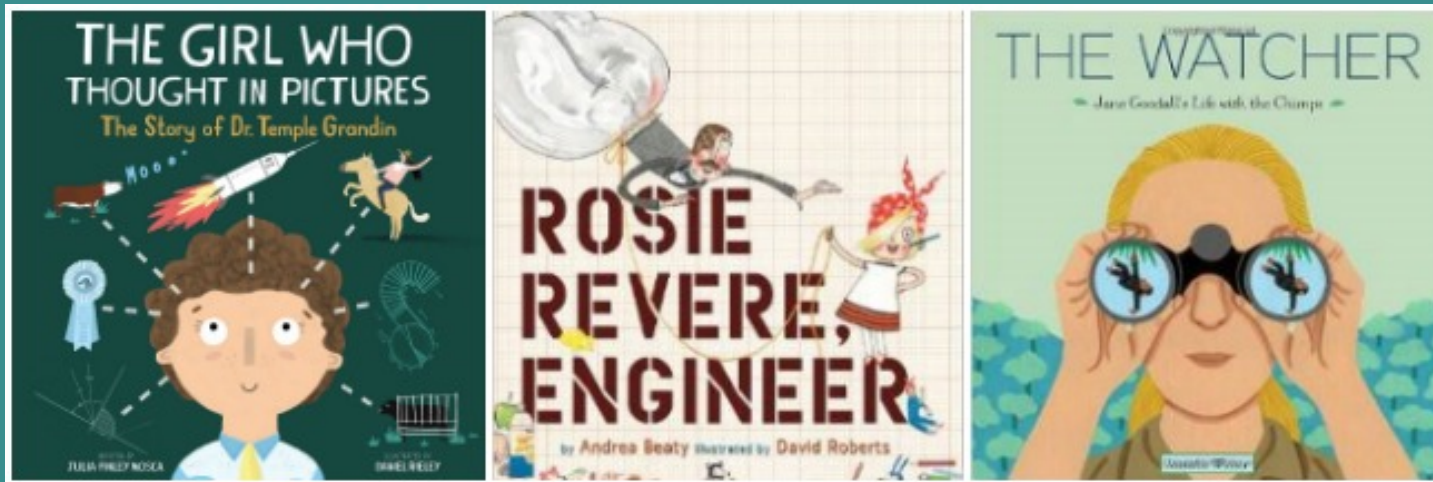
Can you imagine...?

Would you like to know...?

Read on to find out...

L.O. To write a biography.

Task three



L.O. To write a biography.

Next, you'll need to decide on some sub-headings to split up your information. Choose at least 3.

There are some examples on the next page you might want to use or you can make up your own.

Remember it should be in chronological order. (Start at them being born and finish now or when they died.)

L.O. To write a biography.

Early life

\_\_\_\_\_ 's childhood

Becoming a \_\_\_\_\_

Life as a \_\_\_\_\_

Moving to \_\_\_\_\_

Charity work

Family life

Later life

Not all of these will work for you chosen person.

The blank spaces are for you to fill in.

For example:

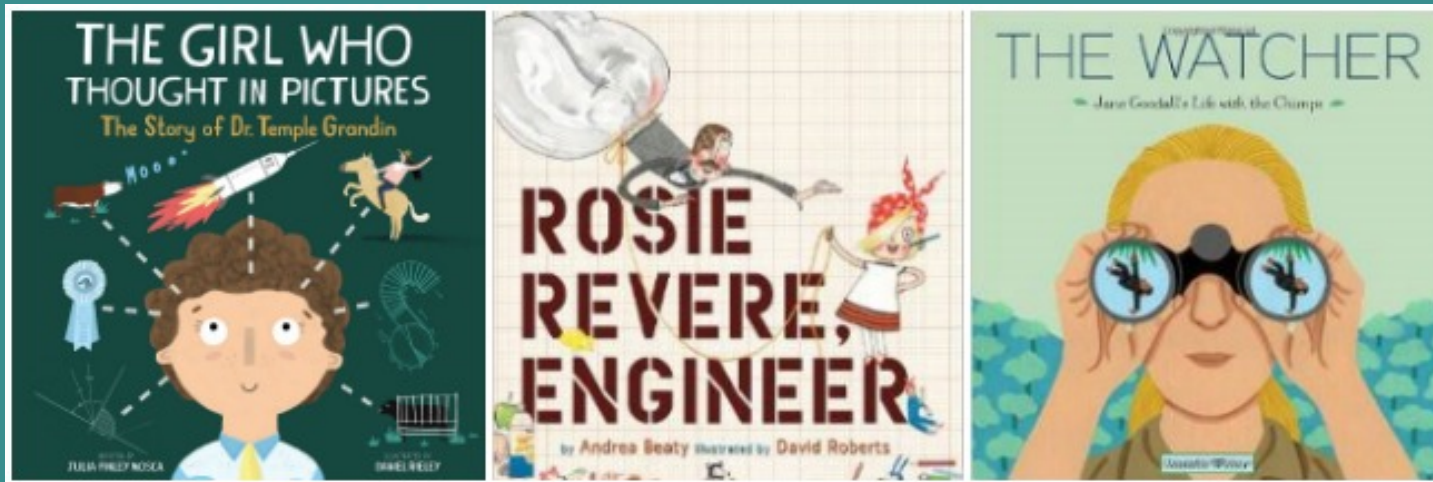
Beatrix's childhood

Becoming a footballer

Moving to America

L.O. To write a biography.

Task four



L.O. To write a biography.

You now need to write the rest of your biography, carrying on from your introductory paragraph.

You should aim to write at least 3 sentences under each sub-heading. For example:

Where and when he was born.

**Early Life**  
 Ed Sheeran was born on 17<sup>th</sup> February 1991 in Halifax, West Yorkshire. He learnt to play the guitar at primary school. His family later moved to Suffolk, where he began to write songs at high school.

When he first became interested in music.

When he began to write the songs, which later became his job.

L.O. To write a biography.

You can use colours for your sub-headings but do the rest of your writing in pencil or pen.

You can add pictures in too. These can be drawn or printed off and stuck on.

You can also add in some Did you know...? facts if there are things that don't fit under any of your sub-headings.

Remember capital letters and full stops for every sentence. :)