

Change these sentences so they include a range of emotive language...

1) The cat had fallen down the well and was miaowing for help.

2) The boy wouldn't let the baby have the toy.

3) The jet was failing and the astronaut was worried.

L.O.: I can write my own song lyrics

- I know that poetry doesn't have to rhyme
- I know can use a piece of work to gain inspiration to write my own lyrics.
- I can use ideas from other artists music.

Take a listen to this song by the famous artist David Bowie. It is all about a trip to space and is a song known throughout the world by millions of people. Read the lyrics as you listen.

<https://safeshare.tv/x/ss5e8d876e27b61#>


Think about what you heard? Is it poetry or isn't it?
Now try this link below and answer it again after.

<https://www.bbc.co.uk/teach/class-clips-video/english-ks1-ks2-understanding-poetry/zvrjscw>

Write down any emotions, phrases, words, things you associate the picture with. This will help you have a bank of interesting vocabulary you can use for tomorrow's lesson. It doesn't have to be for every photo but it does need to be thorough to really understand the mood and we need enough ideas for us to be able to write our own lyrics.

Big machines- the shuttle warms up

00:00 - 00:23

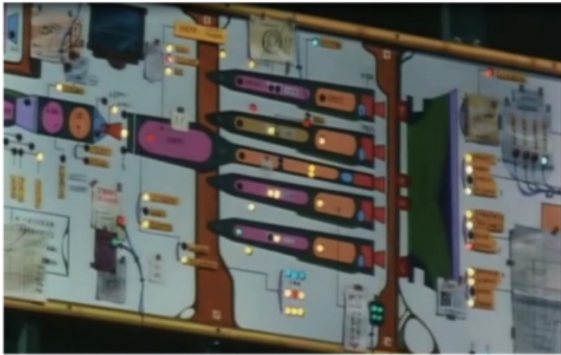


I'll start off for you...

mechanical, engineering, dangerous, scaffolding, smoky, morning sky, calm before the storm, peaceful but with anticipation, nervous silence, metallic colours, last minute checks, everything is ready.

Now do the same with the each set of photos.

The beeping and blinking of the computers
00:24 - 00:35




Excitement builds within the launch team
00:36 - 00:51



Countdown and launch
00:52 - 01:11




The astronaut sets off into space
01:12 - 01:57




The shuttle flies further into space
01:58 - 02:24



The astronaut prays as his wife looks out into the night sky-
the shuttle flies further and further away from Earth
02:25 - 03:11



The astronaut is floating out in space, completely alone
03:12 - 04:22



Check back through your notes and think whether you've missed anything as you will need these for tomorrow's lesson.

