

English Week 1

This week read the story 'Stone Age boy' and work through the tasks.

Keep practising your spellings, handwriting and reading regularly

This week's spellings

knife

wrap

knives

wrapping

know

when

knock

where

write

honest

wrist

rhyme

What do you notice about the spelling pattern?

knife

wrap

knives

wrapping

know

when

knock

where

write

honest

wrist

rhyme

knives



silent letter

Some words include letters which make no sound at all. We call these silent letters.

Which of these letters are silent?

kneel

gnome

gnat

Focus words

position

possess

possession

Challenge words

germination

dispersal

transport

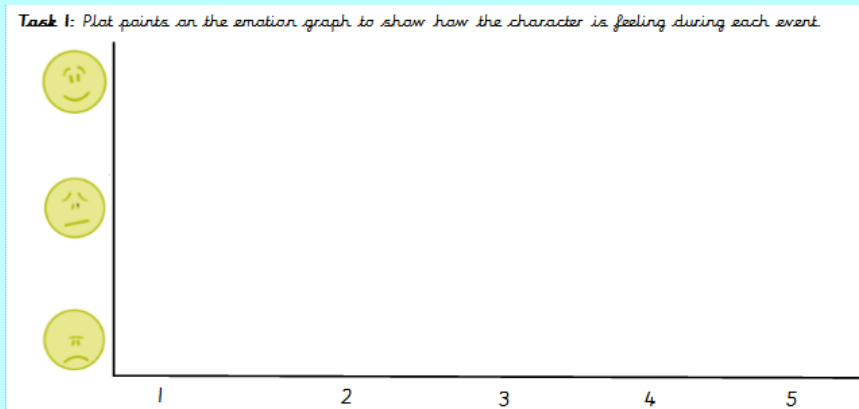
Monday 23rd March

L.O: To understand texts

Task: Create your own table or emotions graph in your book to show how the boy would be feeling at each point in the story.


happy	angry	nervous	scared	loved	guilty	jealous	sad	relieved	confused
-------	-------	---------	--------	-------	--------	---------	-----	----------	----------

Characters		Main events										
		The boy is wondering in the woods.	He trips and falls down into a dark place.	He saw daylight and stumbled towards it.	It is all different and he realises he is lost.	He sees a girl but she looks different.	The girl takes him to meet her family. She is called Om.	The family are kind to the boy and give him some stew.	The family showed Om how to make fires and make and use tools.	Om and the boy watch the children gathering berries and the men fishing with spears.	They see a reindeer and chase it with spears.	They cooked the reindeer and had a party to celebrate.



Tuesday 24th March

L.O: To use imaginative description



Om went over to the tools and paints the artists had left and began to draw.
Suddenly, I saw something move in the darkness.

How do you think the boy would be feeling at this point in the story?

What would the boy...

Hear 



Feel 

Think 

Smell 

See 

Tuesday 24th March

L.O: To use imaginative description

Task: complete a senses chart for the boy in your book.

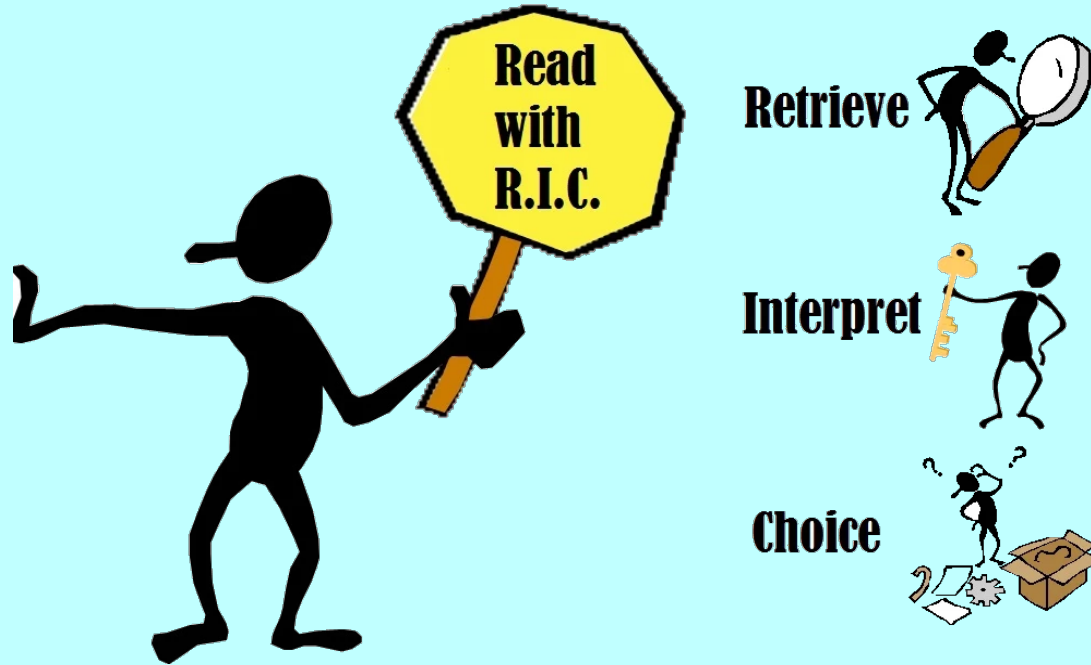


What words could we use to describe the bear? Make a word bank in your book.



Wednesday 25th March

L.O: To read with R.I.C.



Answer the questions in your book

RIC video



1. Who are the men in the video?



2. How can you tell the men are determined to play well?



3. Why did Nike choose these two men to appear in the video?

Wednesday 25th March

L.O: To use imaginative description

Success criteria:

- *I can identify features of descriptive writing*
- *I can choose imaginative vocabulary*
- *I can present my work neatly*

Today you are going to be describing the bear that the boy and Om encounter in the cave.



Word bank

brown aggressive menacing
filthy vicious powerful paws



deafening growl furious fierce immense
thundering dangerous
mighty teeth
claws ferocious

Look at this WAGOLL:

In the gloomy cave, the boy noticed a large shadowy figure moving silently in the darkness. Nervously, the boy held his torch up towards the shape and through the flickering flames, he could see a huge, furious bear. His eyes widened in horror and his heart began to race. The bear's rough brown fur was matted and dirty and the boy noticed he had blood stains on his vicious claws.

Suddenly, the gigantic beast leapt around to face the boy and stared at him intently with his beady black eyes. Without warning, the mighty predator growled menacingly at the boy. His jagged teeth were as sharp as razors and his snarls sent shivers up the boy's spine.

Wednesday 25th March

L.O: To use imaginative description

Task: In your books, write your description of the bear using imaginative vocabulary. Use the word bank and the WAGOLL to help you.

Success criteria:

- Capital letters, full stops and commas
- Powerful verbs
- Exciting adjectives
- Different sentence starters
- Similes (e.g. as sharp as razors)

Thursday 26th March

L.O: To punctuate accurately

Task 1: Turn to pages 42 (Exclamation marks) and 44 (Sentence practice) and work through the tasks.

<https://www.bbc.co.uk/bitesize/topics/z8x6cj6/articles/z3dcmsg>

<https://www.bbc.co.uk/bitesize/topics/z8x6cj6/articles/zcm3qhv>

Task 2: Spelling sentences

Exclamation Marks

You can sometimes finish your sentences with an **exclamation mark**.
 Use an **exclamation mark** to show that something was said **loudly**. → "Watch out!" I cried.
 You can also use exclamation marks to show **strong emotions**, such as **anger, fear or surprise**. → There's a snake in the house!

1 Complete each sentence with the correct punctuation. Four sentences end with an exclamation mark and three end with a full stop.

We need to hide quickly.....
 Jim ordered a pizza and some garlic bread.....
 We've won the lottery.....
 Just leave your shoes by the door.....
 Ow, that hurts.....
 They thought about which film to watch.....
 There's a shark behind you.....

2 Tick the sentences which are likely to end with an exclamation mark.

Give me that now	<input type="checkbox"/>	I brought a waterproof	<input type="checkbox"/>
Watch out	<input type="checkbox"/>	Stop fighting	<input type="checkbox"/>
She has blonde hair	<input type="checkbox"/>	Catch that thief	<input type="checkbox"/>
Mix the flour and butter	<input type="checkbox"/>	Try this pair on	<input type="checkbox"/>


3 Add full stops and exclamation marks into the boxes in this passage. There are four missing exclamation marks and three missing full stops.

As soon as Dad stepped through the door, we all jumped out from our hiding places
 "Surprise " we shouted
 "Blimey " he exclaimed, putting his hand to his chest, "You nearly gave me a heart attack "
 "Happy birthday, Dad," I said, handing him his present
 As he opened it, his eyes grew wide and he grinned.
 "It's amazing " he cried.

4 Complete each sentence so that the words spoken need an exclamation mark.

.....!" the teacher snapped.
!" she cried.
 "Hurry, Liam, before"!"
 "If we wait any longer.....!"
 I screamed at the top of my lungs, ".....!"


5 Write a sentence using an exclamation mark to go with the picture.



Sentence Practice

Remember that all sentences start with a capital letter, and you can use a full stop, a question mark or an exclamation mark to end them.

1 Match each sentence with its most likely final punctuation.

Who are you waiting for		What time is the film on
Come here, right now		I'm playing football tonight
What great news that is		My mum's name is Rachel
How do you get to school		I really can't believe it

2 Rewrite the sentences with the correct punctuation.

i'm going to scotland on friday

.....

there's a ghost in this house

.....

when is matthew's birthday

.....

was catarina born in portugal

.....

mr baker moved to australia in may

.....

3 Write the most likely final punctuation in each box.

You've won	<input type="checkbox"/>	Custard is yellow	<input type="checkbox"/>
Where are we going	<input type="checkbox"/>	Let me go	<input type="checkbox"/>
I'm friends with Ollie	<input type="checkbox"/>	Why did you leave	<input type="checkbox"/>
She crept down the stairs	<input type="checkbox"/>	Ow, that hurts	<input type="checkbox"/>

4 Add the missing full stops, question marks and exclamation marks into the boxes in the passage below.


"I opened my safe," the duke wailed, "and it was gone "

The detective made a note in her notebook and looked at the duke He was in his silk pyjamas, gently stroking his pet cat

"Did anyone else know the code to the safe " she asked

"Only my butler," the duke said, "but why would he want to steal Fluffy's diamond collar "


5 Write two sentences that end with a full stop to match this picture.



.....

.....

Write one sentence that ends with a question mark to match this picture.



.....

.....

Mark your answers

Pages 42 and 43 — Exclamation Marks

1. We need to hide quickly!
Jim ordered a pizza and some garlic bread.
We've won the lottery!
Just leave your shoes by the door.
Ow, that hurts!
They thought about which film to watch.
There's a shark behind you!
2. You should have ticked:
Give me that now
Watch out
Stop fighting
Catch that thief
3. As soon as Dad stepped through the door, we all jumped out from our hiding places.
"Surprise!" we shouted.
"Blimey!" he exclaimed, putting his hand to his chest, "You nearly gave me a heart attack!"
"Happy birthday, Dad," I said, handing him his present. As he opened it, his eyes grew wide and he grinned.
"It's amazing!" he cried.
4. Any sentence which should end in an exclamation mark. Examples:
"Sit down at once!" the teacher snapped.
"But I really want a pony!" she cried.
"Hurry, Liam, before someone sees us!"
"If we wait any longer we'll miss the show!"
I screamed at the top of my lungs, "Put that down!"
5. Any sentence which starts with a capital letter and ends with an exclamation mark. Example:
I can't believe I won the race!

Pages 44 and 45 — Sentence Practice

1. Come here, right now — exclamation mark
What great news that is — exclamation mark
How do you get to school — question mark
What time is the film on — question mark
I'm playing football tonight — full stop
My mum's name is Rachel — full stop
I really can't believe it — exclamation mark
2. I'm going to Scotland on Friday.
There's a ghost in this house!
When is Matthew's birthday?
Was Catarina born in Portugal?
Mr Baker moved to Australia in May.
3. You've won!
Where are we going?
I'm friends with Ollie.
She crept down the stairs.
Custard is yellow.
Let me go!
Why did you leave?
Ow, that hurts!
4. "I opened my safe," the duke wailed, "and it was gone!"
The detective made a note in her notebook and looked at the duke. He was in his silk pyjamas, gently stroking his pet cat.
"Did anyone else know the code to the safe?" she asked.
"Only my butler," the duke said, "but why would he want to steal Fluffy's diamond collar?"
5. Any sentences which start with a capital letter and end with the correct piece of punctuation.
Examples:
Rob is very bored.
Rob is watching the television.
How do we get there?

Friday 27th March

L.O: To understand texts

Task 1: Spelling test

Task 2: Reading comprehension - Harriet's Hare (page 2 and 3 in KS2 English Comprehension book)

Harriet's Hare

Harriet's Hare by Dick King-Smith tells the story of a young girl, Harriet, who wakes one day to find a crop circle in her father's wheatfield. The alien that made the crop circle has taken on the form of a hare, and in this extract, Harriet meets the hare for the first time...

The farmhouse and its buildings were tucked into the side of a gentle hill, and in the little flat valley below were two large fields, the nearer one green, the further one gold.

In the first, her father's cows would normally have been waiting around the gateway for him to come and fetch them in for morning milking. But now the whole herd was galloping and buck-jumping around the pasture as though something had scared the wits out of them.

The second field was of wheat, almost ready for harvesting, that looked from the house above like a square golden blanket, glowing in the morning sunlight. But there seemed to be a hole in the blanket. In one corner of the wheatfield, Harriet could see, there was a perfect circle of flattened corn.

It took Harriet a quarter of an hour to dress and slip out of the house and run down the dewy hillside. By now the cows had quietened, and she ran through them to the wheatfield beyond, climbed over its gate and pushed through the standing corn to step into that perfect circle.

What had made it? What had made the noise that had woken her and terrified the cows? Whatever had happened in the field called Ten Acre on Longhanger Farm at the start of this July day?


Harriet walked into the middle of the circle. It was big, perhaps twenty metres across, and all the corn in it was squashed down to the ground, flat, as though an enormously heavy weight had rested there.

As she stood there now, in the stillness, with no sound but distant birdsong, a hare suddenly came out into the corn circle and stopped and sat up. It turned its head a little sideways, the better to see her.

[...]

For a moment the hare stayed where it was, watching her. Then, to her great surprise, it lolloped right up to her.

Surprise is one thing, but total amazement is quite another, and that was what Harriet next felt when all of a sudden the hare said, loudly and clearly, 'Good morning.'



An extract from *Harriet's Hare* by Dick King-Smith.

Year 3 — Targeted Comprehension © Not to be photocopied

3

1 Why is one field described as green and the other as gold?

 1 mark

2 What is unusual about the behaviour of the cows in the second paragraph?

 2 marks

3 Why is the wheatfield described as a "square golden blanket" in line 9?
 Why does the author say "there seemed to be a hole in the blanket" in line 10?

 2 marks

4 Why does Harriet run out to the wheatfield?

 1 mark

5 The hillside is described as "dewy" (line 13). What does this mean?
 Use a dictionary to help you.

 1 mark

6 Why do you think the author uses lots of questions in lines 16-18?

 1 mark

7 Why does Harriet feel "great surprise" (line 27) and then "total amazement" (line 29)?

 2 marks

Total out of 10

Mark your answers

Answers

1. E.g. The green field is a field of grass; the gold field is a field of wheat.
2. E.g. The cows would usually be waiting near the gate of their field for Harriet's father to take them to be milked, but instead, they're running and jumping around in the field.
3. E.g. The field is completely covered by wheat, so it looks as though a golden blanket has been spread over it. It seems like there's a hole in the blanket because there's a circle of flattened corn in a corner of the field.
4. E.g. She wants to find out what has made the circle in the field of corn.
5. E.g. It means that the hillside is covered in drops of water.
6. E.g. To show that Harriet is puzzled and curious about what has happened.
7. E.g. She is surprised because wild animals don't usually get so close to humans, and then she is amazed because animals can't talk, but the hare talks to her.