

Phonic learning : a presentation for parents.

4th October 2017

What is phonics?

- * Phonics is a way of teaching children to read quickly and skilfully. Children are taught to how to:
- * Recognise the sounds that each individual letter makes;
- * Identify the sounds that different combinations of letters make –such as ‘sh’ or ‘oo’;
- * Blend these sounds together to make the right word.


Fred Talk for reading

- * Children can then use the sounds they have learnt to read new words by blending the sounds together.
- * It is really important that the children say the 'pure sounds'. When saying the phonemes (sounds of the letters) with your children do not add 'uh' to the end of each one!

* d-o-g



Fred Talk for reading



- * This is Fred, he is a frog that only speaks in sounds.
- * He helps children sound out words so that they can read and spell.
- * We use 'fred fingers' to identify the sounds in a word so we can blend them together.


d o g



Fred talk for reading

- * Almost all children who have good teaching of phonics will learn the skills they need to tackle new words. They can then go on to read any kind of text fluently and confidently, and to read for enjoyment.

* t-or-t-oi-se



Mnemonics!!

Each letter has a corresponding action and picture to go with it. This helps your child to remember the phonemes (sounds) better. It is multi-sensory.

These will be in your child's book bag – please remove and practise at home. These do not need to be returned to school.

We will quickly go through these now (we are hoping to create a video to go on the website).

Fred talk for writing

- * We apply our phonic knowledge to help us write words.
- * We encourage the children to use 'Fred fingers' to segment the sounds in the words.
- * The children would then write these sounds.

Jargon time!

What is a phoneme?

What is a grapheme?

What are grapheme- phoneme correspondences?

What are phoneme- grapheme correspondences?

What is segmenting and blending?



How does our phonics teaching programme work?

We teach children **PHONICS** at pace!

Phonics teaches children to see the relationship between reading and spelling right from the start of learning to read and write.

The children are taught several phonemes each week.
They also learn how to form the corresponding letter.

Handwriting

- * Phonics teaching is closely linked to handwriting.
- * There is a rhyme to match each letter (grapheme).



Helping your child.



- * Phonics work best when children are given plenty of encouragement and learn to enjoy reading and books. Parents play a very important part in helping with this.
- * With all books, encourage your child to 'sound out' unfamiliar words and then blend them together from left to right. Once your child has read an unfamiliar word talk about what it means and help your child to follow the story. Give them lots of praise for using their phonic skills.
- * Try to make time to read with your child every day. Five minutes a day is better than half an hour a week. Grandparents and older brothers and sisters can help too.
- * Encourage your child to blend the sounds all through a word.

Helping your child.



Practise talking like Fred with your child (using the pure sounds).

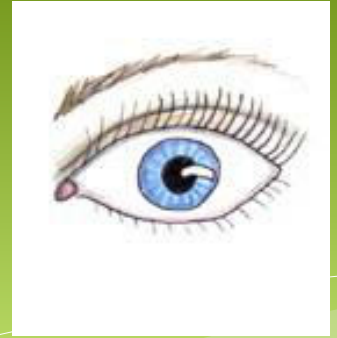
“Time for b e d.”

“Get your c oa t.”

“Eat your l u n ch.”



Helping your child.



- * Word games like 'I spy' can also be an enjoyable way of teaching children about sounds and letters. You can also encourage your child to read words from your shopping list or road signs to practise their phonics.
- * We use folders to send home reading books and reading record books for us to communicate with you about what your child has read. Please write in these every time your child has read to you.

What did you say?!


I'm gonner avter av t wiv u!

wiv,,wif, wib

avter

Children spell as they speak. We encourage children to write the sounds they say therefore they must use the correct sounds. If you notice your child saying something incorrectly – please correct and model the right way to speak.

Tapestry



- * Tapestry is an online learning journal for your child.
- * The journal will include observations of your child in school. These observations are in note form and often include a picture.
- * If you have provided school with permission and given us an email – you should get an email shortly to set up your account.
- * You can upload your own observations of what your children are doing and share these with us too 😊
- * The observations will be updated as regularly as possible.

Any questions?

Thankyou very much for coming tonight.

There will be another phonics evening in January to explain the next stage of your child's learning.

